

Catchment Summary - Holly Bush Sheffield

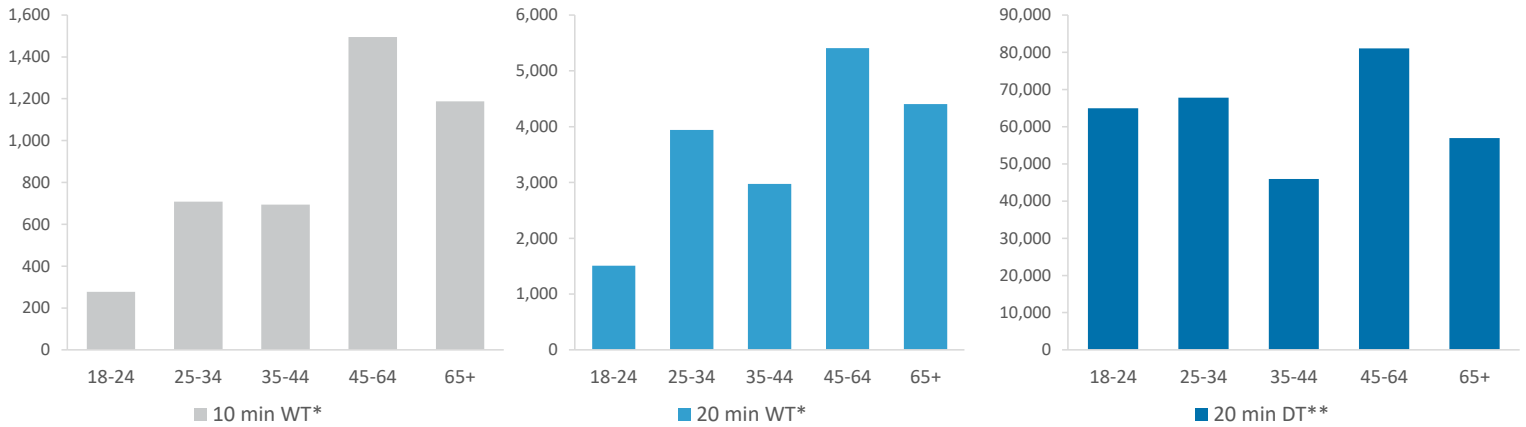
© 2023 CACI Limited and all other applicable third party notices (Acorn, Population Estimates and Projections, Up to Date Demographics) can be found at www.caci.co.uk/copyrightnotices.pdf

■ Over GB Average
■ Around GB Average
■ Under GB Average

*WT= Walktime, **DT= Drivetime

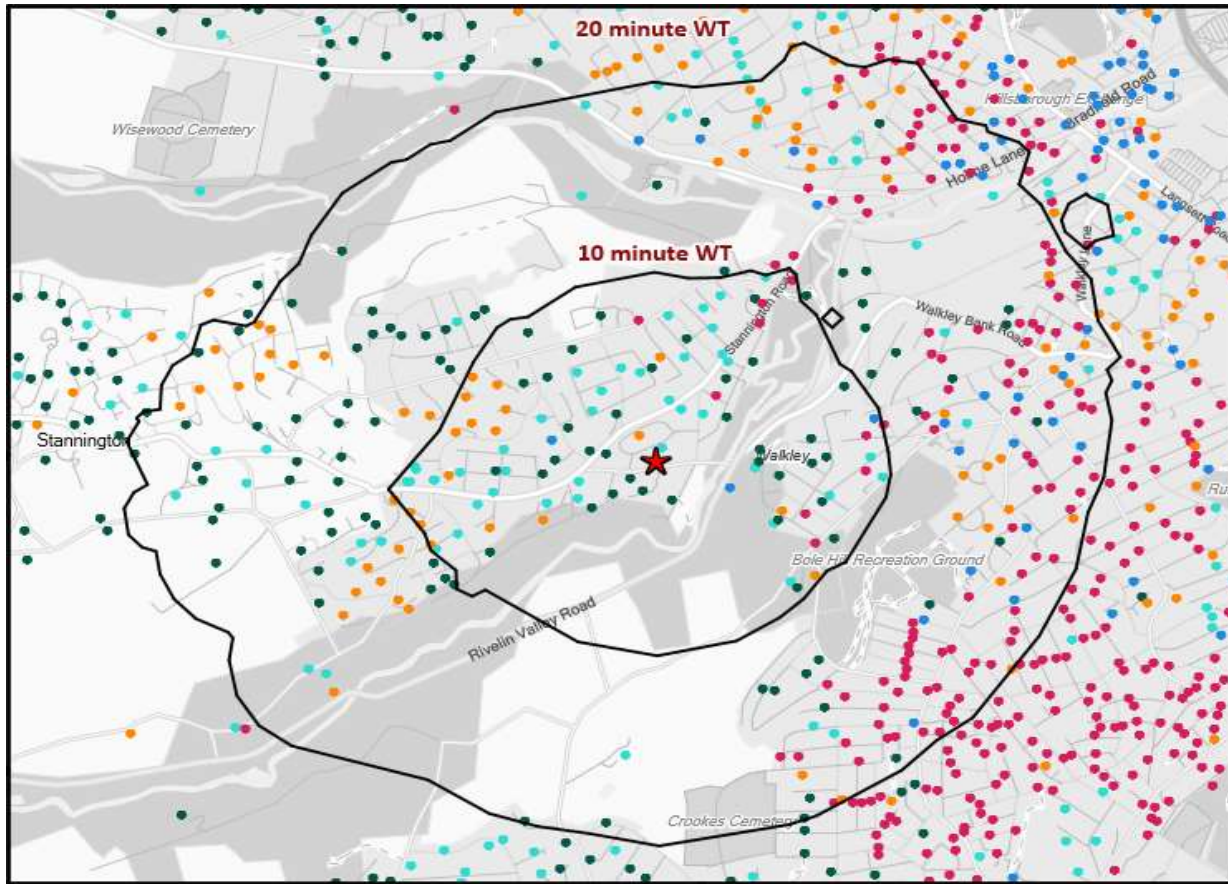
		Catchment Size (Counts)			Index vs GB Average		
		10 min WT*	20 min WT*	20 min DT**	10 min WT*	20 min WT*	20 min DT**
Population		5,416	22,157	392,091	102	152	103
Adults 18+		4,362	18,241	316,550	100	102	106
Competition Pubs		2	11	379	13	34	105
Adults 18+ per Competition Pub		2,181	1,658	835	264	201	101
% Adults Likely to Drink		82.8%	83.8%	81.5%	100	102	99
Affluence	Low	28.0%	20.0%	41.3%	109	78	161
	Medium	60.5%	41.2%	27.3%	154	105	69
	High	11.0%	38.7%	29.6%	33	115	88
*Affluence does not include Not Private Households							
Age Profile	18-24	277	1,510	64,921	63	84	204
	25-34	708	3,942	67,762	98	134	130
	35-44	694	2,975	45,905	100	104	91
	45-64	1,495	5,409	81,061	108	96	81
	65+	1,188	4,405	56,901	115	104	76

Population & Adults 18+ index is based on all pubs



		Catchment Size (Counts)			Index vs GB Average		
		10 min WT*	20 min WT*	20 min DT**	10 min WT*	20 min WT*	20 min DT**
Gender	Male	2,752 (51%)	10,928 (49%)	198,703 (51%)	103	100	102
	Female	2,664 (49%)	11,229 (51%)	193,388 (49%)	97	100	98
Economic Status (16-74)	Employed: Full-time	1,597 (42%)	7,172 (44%)	103,621 (35%)	101	106	84
	Employed: Part-time	556 (15%)	2,203 (14%)	34,889 (12%)	113	104	90
	Self employed	349 (9%)	1,374 (8%)	21,729 (7%)	96	89	77
	Unemployed	95 (2%)	318 (2%)	7,474 (3%)	105	83	106
	Retired	683 (18%)	2,529 (16%)	32,872 (11%)	130	113	80
	Other	524 (14%)	2,642 (16%)	96,377 (32%)	70	83	165
Total Worker Count		744	3,226	173,556			

See the Glossary page for further information on the above variables



- Pub Sites
- Catchment
- Polaris Segments**
- Young Adult - Showing I Care
- Young Adult - Showing I'm Cool
- Midlife - Young Kids
- Midlife - Carefree
- Mature

Polaris Profile by Catchment

*WT= Walktime, **DT= Drivetime

Polaris Segment	Population Count			Index vs GB average		
	10 min WT*	20 min WT*	20 min DT**	10 min WT*	20 min WT*	20 min DT**
Young Adult - Showing I Care	211	5,434	96,618	54	334	342
Young Adult - Showing I'm Cool	31	1,239	20,644	8	74	71
Midlife - Young Kids	870	3,631	81,050	63	63	81
Midlife - Carefree	1,726	3,337	58,359	188	87	88
Mature	1,502	4,578	54,112	123	90	61
Not Private Households	22	22	5,767	35	8	127
Total	4,362	18,241	316,550			

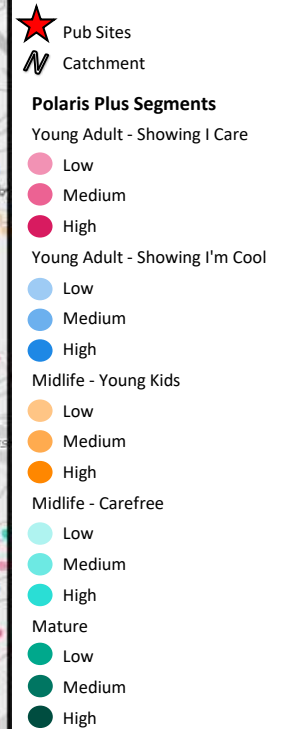
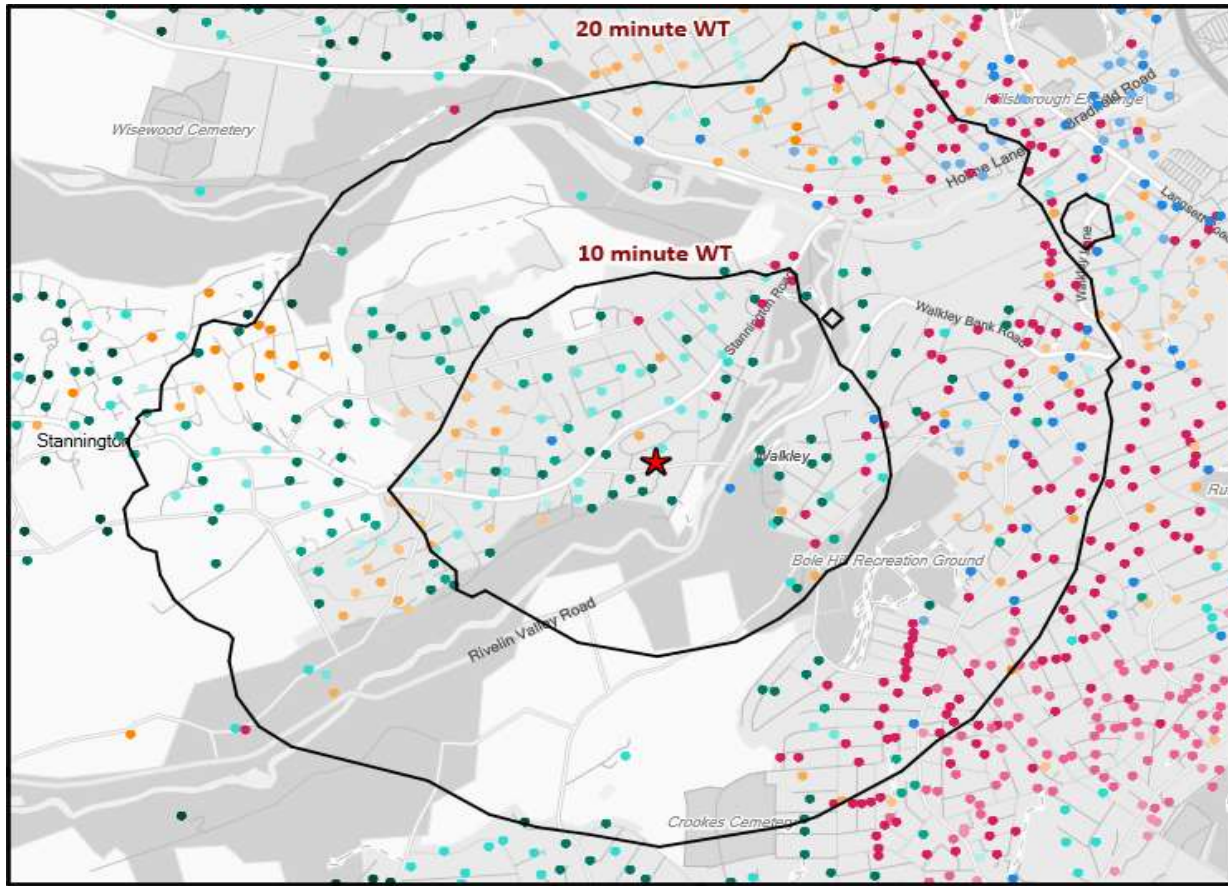
Polaris Summary - Holly Bush Sheffield



© 2023 CACI Limited and all other applicable third party notices (Acorn) can be found at www.caci.co.uk/copyrightnotices.pdf
Data Source © 2020 TomTom



★ Pub Sites



Polaris Plus Profile by Catchment

*WT= Walktime, **DT= Drivetime

Polaris Plus Segment	Population Count			Index vs GB average		
	10 min WT*	20 min WT*	20 min DT**	10 min WT*	20 min WT*	20 min DT**
Young Adult - Showing I Care						
Low	0	25	49,297	0	3	371
Medium	0	206	14,714	0	83	341
High	211	5,203	32,607	144	847	306
Young Adult - Showing I'm Cool						
Low	0	0	481	0	0	15
Medium	0	356	7,658	0	53	65
High	31	883	12,505	16	108	88
Midlife - Young Kids						
Low	572	1,210	49,611	118	60	141
Medium	298	1,881	25,777	46	69	55
High	0	540	5,662	0	55	33
Midlife - Carefree						
Low	350	931	18,049	236	150	168
Medium	1,137	2,076	16,377	388	169	77
High	239	330	23,933	50	17	69
Mature						
Low	300	1,489	13,180	116	138	70
Medium	1,202	2,992	22,049	218	130	55
High	0	97	18,883	0	6	64
Not Private Households	22	22	5,767	35	8	127

Polaris Summary - Holly Bush Sheffield

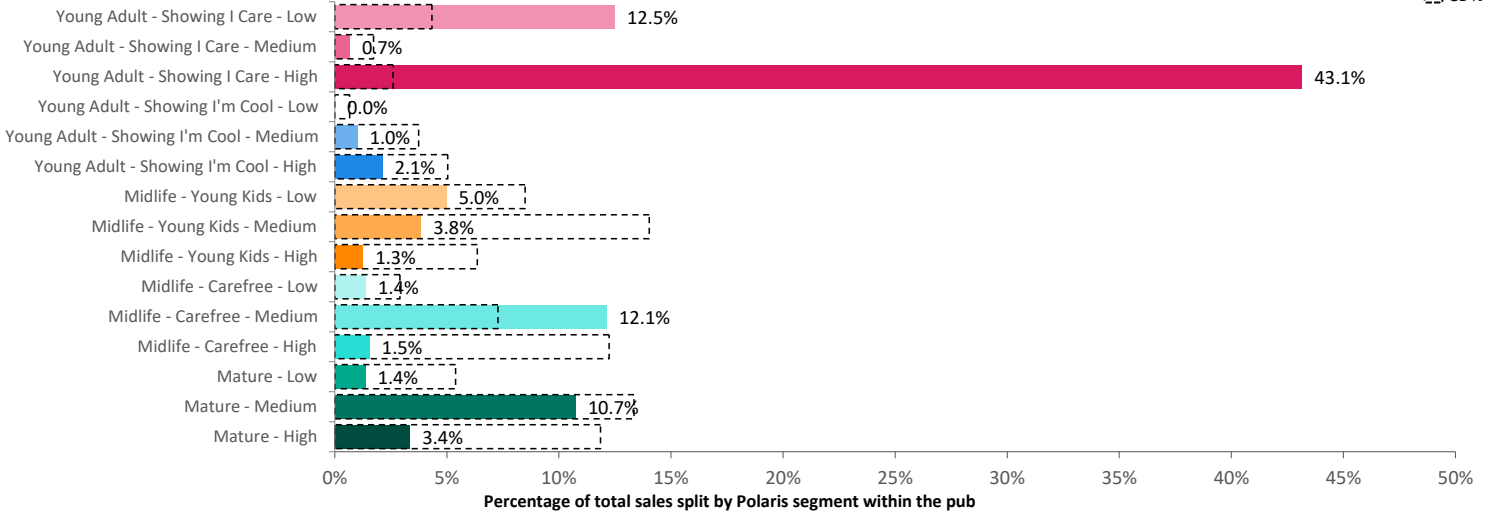


© 2023 CACI Limited and all other applicable third party notices (Acorn) can be found at www.caci.co.uk/copyrightnotices.pdf
Data Source © 2020 TomTom

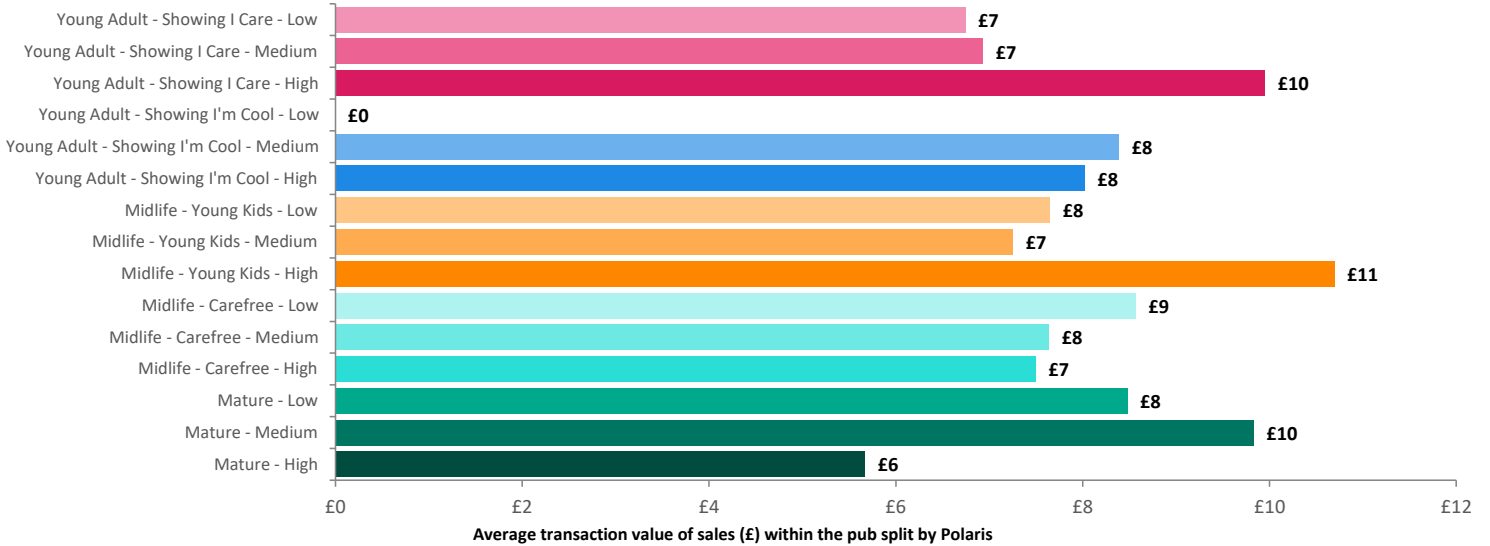


Spend by Polaris

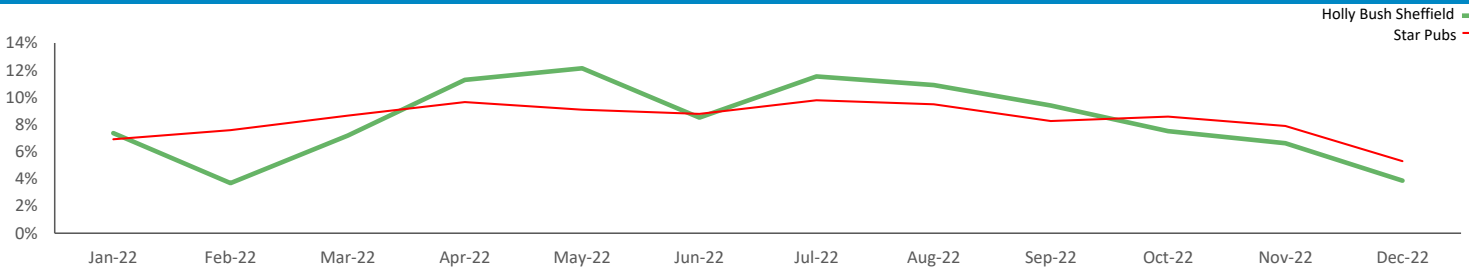
GB %



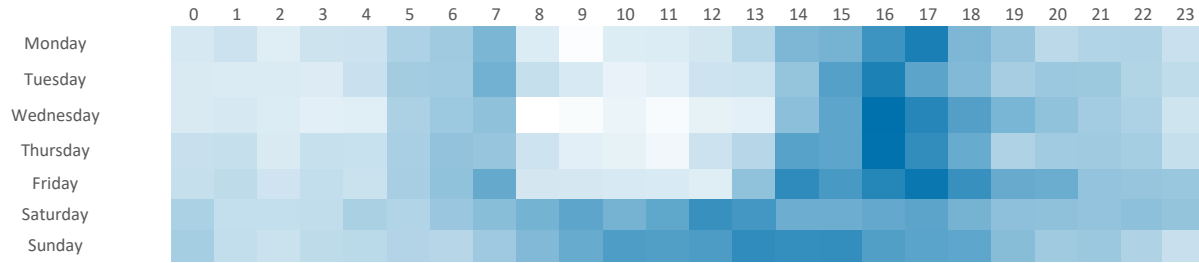
Average Transaction Values (£) by Polaris



Spend by Month

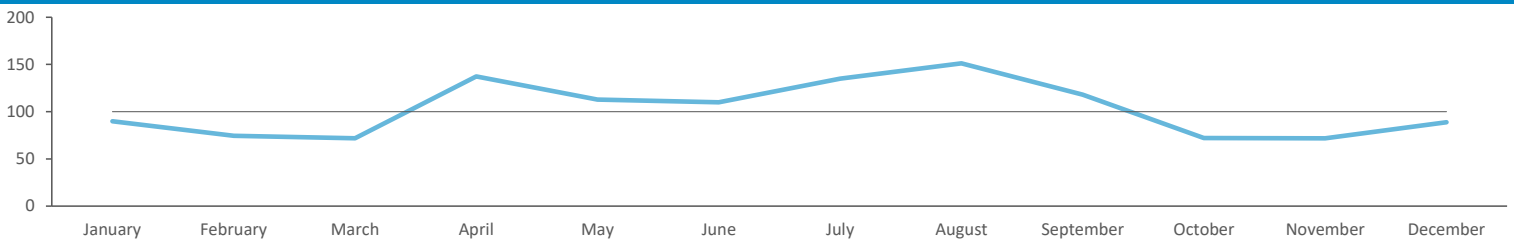


Time of Day/Day of Week



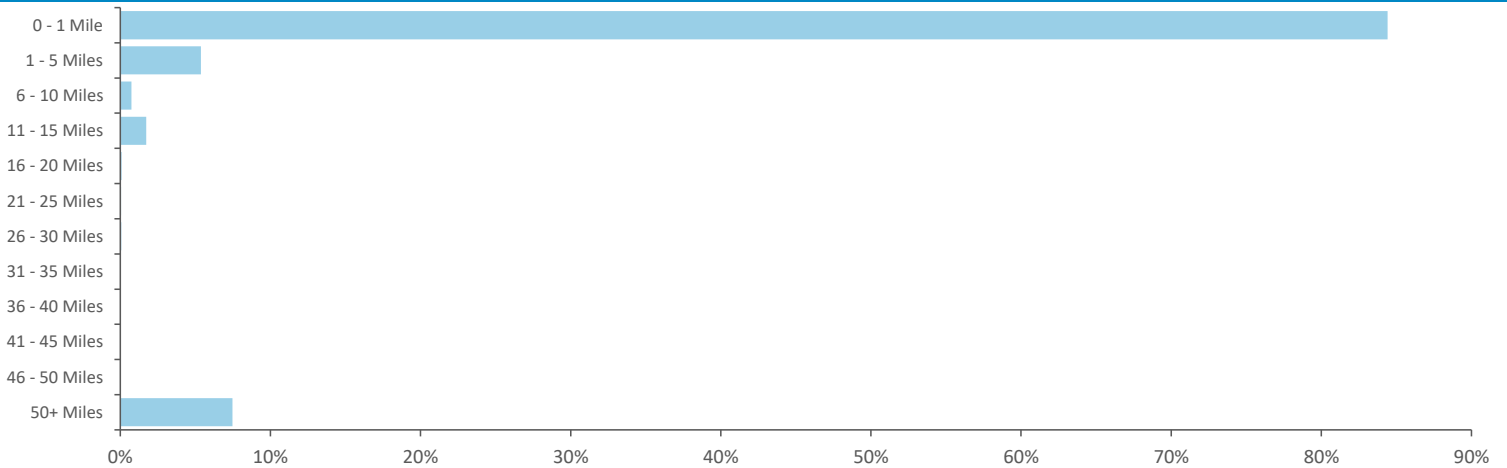
Time of day and day of week busyness from within a 60m radius of the pub calculated using GPS data

Index by Month




Seasonality of footfall from within 60m of the pub. Over 100 index indicates it is busier than average

Distance from Home



Illustrates how far those seen within 60m of the pub have travelled from their home location to get there

Polaris Plus Profile

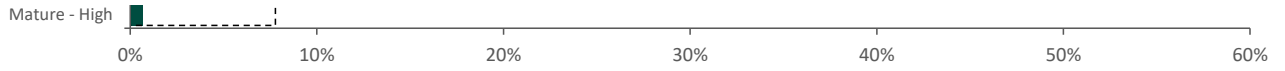


Mobile Data Summary - Holly Bush Sheffield

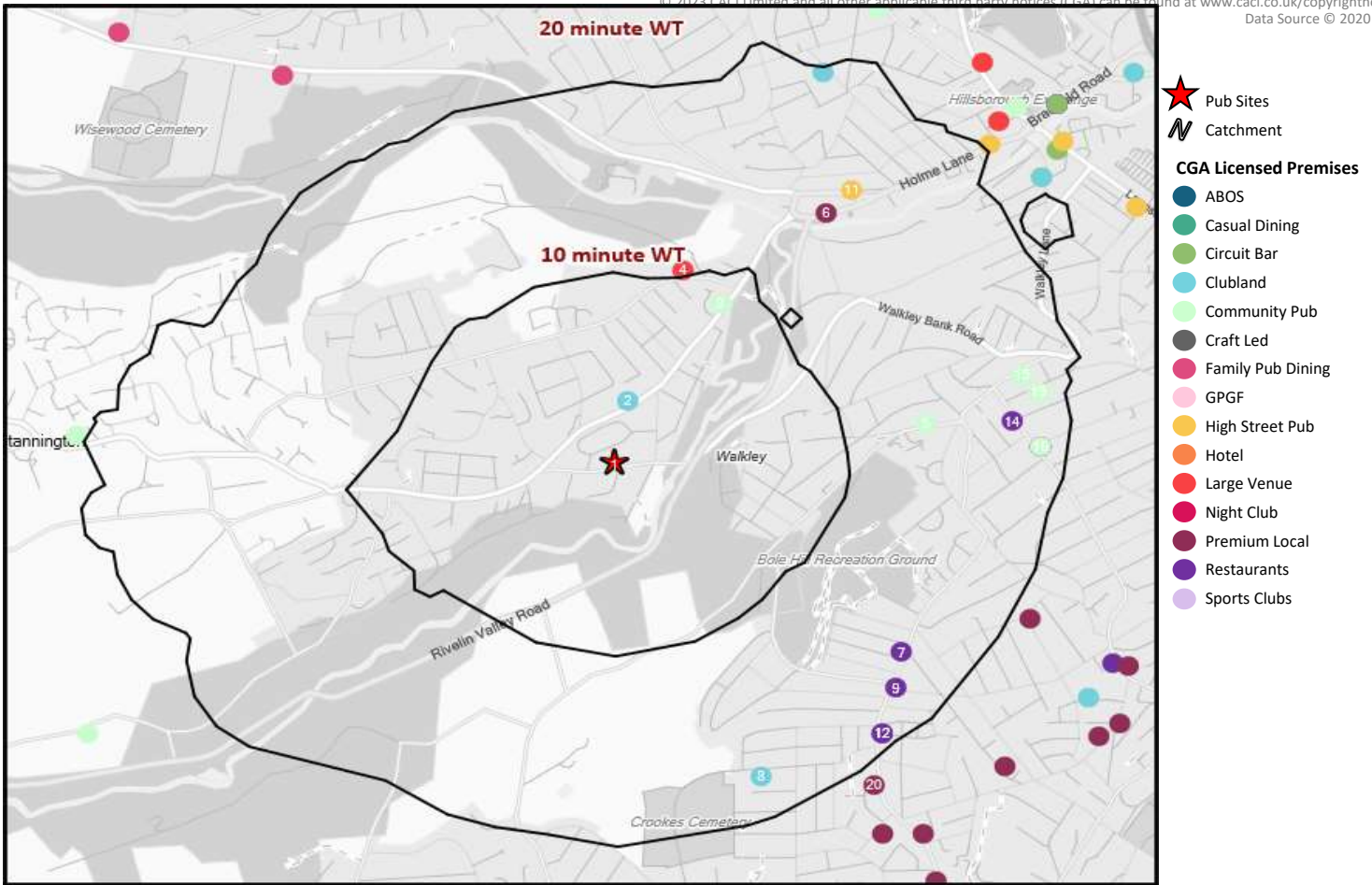


© 2023 CACI Limited and all other applicable third party notices (©2022, Digital Envoy. All Rights Reserved) can be found at www.caci.co.uk/copyrightnotices.pdf

Time of Day/Day of Week



Polaris profile of people passing within 60m of the pub, these represent the potential customers walking past the door



Nearest 20 Pubs

Ref.	Name	Postcode	Operator	Segment	Distance (miles)
1	Holly Bush	S 6 5GQ	Star Pubs & Bars	Community Pub	0.0
2	Malin Bridge Sports	S 6 5FR	Independent Free	Clubland	0.1
3	Anvil	S 6 5FN	Stonegate Pub Company	Community Pub	0.4
4	Wood Lane Countryside Centre	S 6 5HE	Independent Free	Large Venue	0.4
5	Walkley Cottage Inn	S 6 5DD	Star Pubs & Bars	Community Pub	0.6
6	Malin Bridge Inn	S 6 4JZ	Stonegate Pub Company	Premium Local	0.6
7	San Lorenzo	S 10 1QU	Independent Free	Restaurants	0.6
8	Crookes Social Club	S 10 1TD	Independent Free	Clubland	0.7
9	Punch Bowl	S 10 1TH	Greene King	GPGF	0.7
9	Zara's Restaurant	S 10 1TH	Independent Free	Restaurants	0.7
11	Loxley Sports Bar & Grill	S 6 4NG	Star Pubs & Bars	High Street Pub	0.7
12	Casanova Restaurant	S 10 1TG	Independent Free	Restaurants	0.7
12	Jaflong Indian Restaurant	S 10 1TG	Independent Free	Restaurants	0.7
14	Leos Italian Express	S 6 3TD	Independent Free	Restaurants	0.7
15	Florist	S 6 2XN	*Other Small Retail Groups	Community Pub	0.8
16	Rowsha	S 6 3TE	Independent Free	Restaurants	0.8
16	Vitos	S 6 3TE	Independent Free	Restaurants	0.8
16	Rose House	S 6 3TE	Stonegate Pub Company	Community Pub	0.8
19	Palm Tree Tavern	S 6 2XF	Punch Pub Company	Community Pub	0.8
20	Ball Inn	S 10 1UD	Greene King	Premium Local	0.8