

Catchment Summary - Manor House Wortham

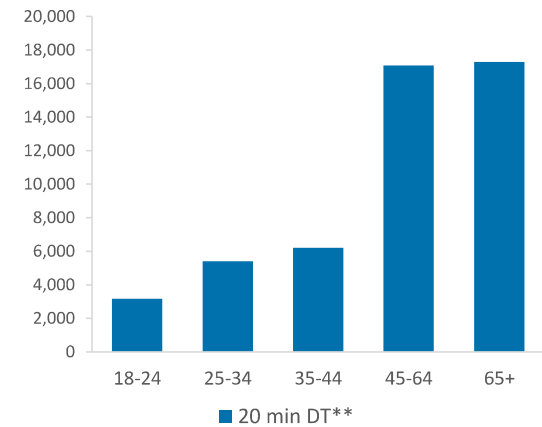
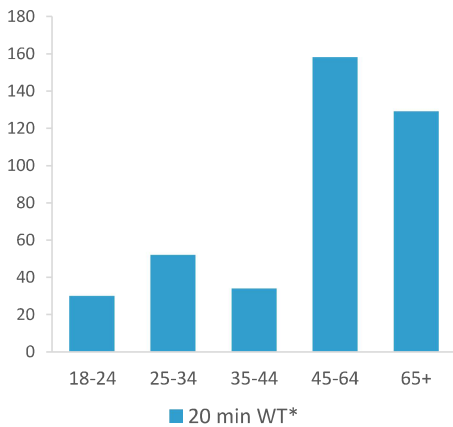
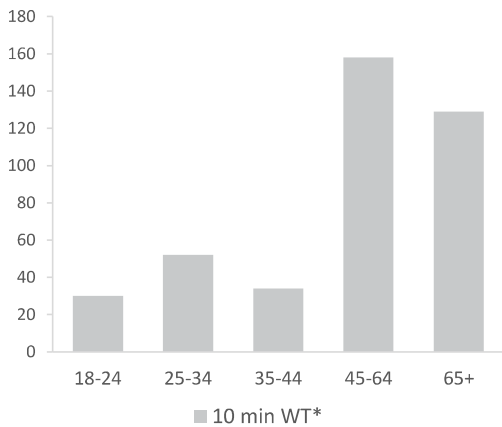


© 2023 CACI Limited and all other applicable third party notices (Acorn, Population Estimates and Projections, Up to Date Demographics) can be found at www.caci.co.uk/copyrightnotices.pdf

	Over GB Average
	Around GB Average
	Under GB Average

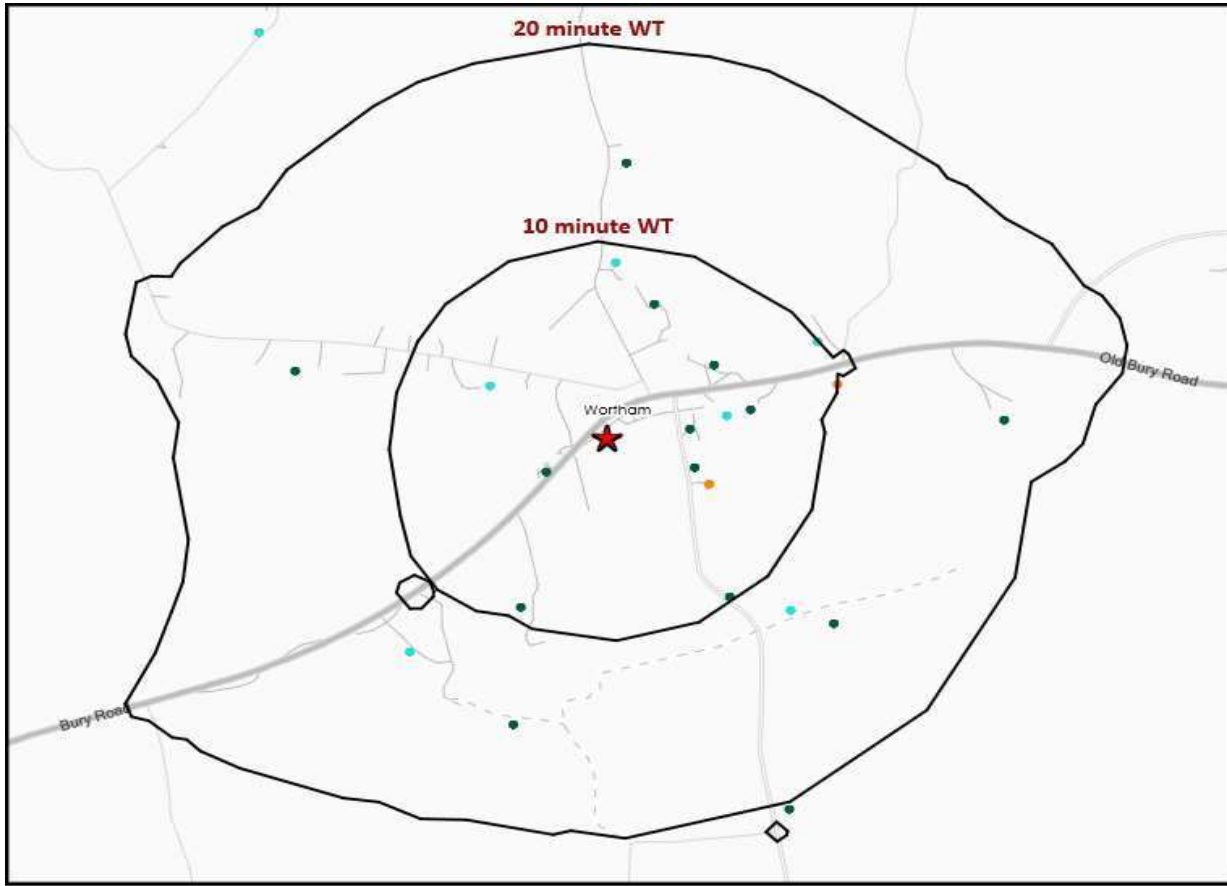
*WT= Walktime, **DT= Drivetime

	Catchment Size (Counts)			Index vs GB Average			
	10 min WT*	20 min WT*	20 min DT**	10 min WT*	20 min WT*	20 min DT**	
Population	463	463	59,787	9	3	16	
<small>Population & Adults 18+ index is based on all pubs</small>							
Adults 18+	403	403	49,129	9	2	16	
Competition Pubs	0	0	66	0	0	18	
Adults 18+ per Competition Pub	0	0	744	0	0	90	
% Adults Likely to Drink	83.8%	83.8%	82.9%	102	102	101	
Affluence	Low	0.0%	0.0%	9.5%	0	0	37
	Medium	23.3%	23.3%	53.9%	59	59	137
	High	76.7%	76.7%	35.7%	229	229	106
<small>*Affluence does not include Not Private Households</small>							
Age Profile	18-24	30	30	3,152	80	80	65
	25-34	52	52	5,394	85	85	68
	35-44	34	34	6,199	57	57	81
	45-64	158	158	17,081	134	134	112
	65+	129	129	17,303	146	146	151



	Catchment Size (Counts)			Index vs GB Average			
	10 min WT*	20 min WT*	20 min DT**	10 min WT*	20 min WT*	20 min DT**	
Gender	Male	238 (51%)	238 (51%)	29,508 (49%)	104	104	100
	Female	225 (49%)	225 (49%)	30,279 (51%)	96	96	100
Economic Status (16-74)	Employed: Full-time	127 (35%)	127 (35%)	16,185 (39%)	85	85	93
	Employed: Part-time	53 (15%)	53 (15%)	5,935 (14%)	113	113	109
	Self employed	66 (18%)	66 (18%)	5,578 (13%)	191	191	140
	Unemployed	1 (0%)	1 (0%)	499 (1%)	12	12	50
	Retired	80 (22%)	80 (22%)	8,129 (19%)	161	161	141
	Other	34 (9%)	34 (9%)	5,474 (13%)	48	48	66
Total Worker Count	213	213	24,768				

See the Glossary page for further information on the above variables



- Pub Sites
- Catchment
- Polaris Segments**
- Young Adult - Showing I Care
- Young Adult - Showing I'm Cool
- Midlife - Young Kids
- Midlife - Carefree
- Mature

Polaris Profile by Catchment

*WT= Walktime, **DT= Drivetime

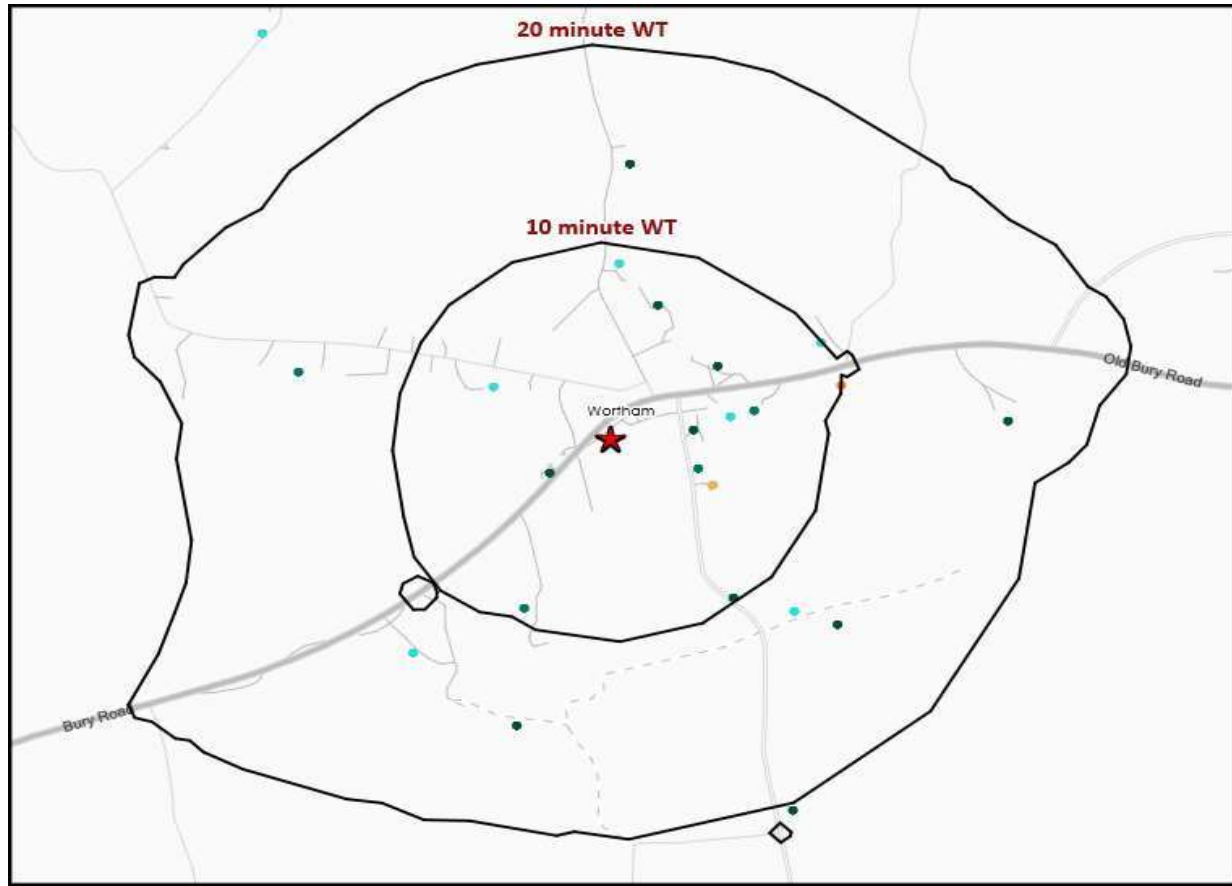
Polaris Segment	Population Count			Index vs GB average		
	10 min WT*	20 min WT*	20 min DT**	10 min WT*	20 min WT*	20 min DT**
Young Adult - Showing I Care	0	0	5	0	0	0
Young Adult - Showing I'm Cool	0	0	293	0	0	6
Midlife - Young Kids	38	38	6,742	30	30	44
Midlife - Carefree	161	161	13,302	190	190	129
Mature	204	204	28,359	181	181	206
Not Private Households	0	0	428	0	0	61
Total	403	403	49,129			

Polaris Summary - Manor House Wortham



© 2023 CACI Limited and all other applicable third party notices (Acorn) can be found at www.caci.co.uk/copyrightnotices.pdf
Data Source © 2020 TomTom





- ★ Pub Sites
- Catchment
- Polaris Plus Segments**
- Young Adult - Showing I Care
 - Low
 - Medium
 - High
- Young Adult - Showing I'm Cool
 - Low
 - Medium
 - High
- Midlife - Young Kids
 - Low
 - Medium
 - High
- Midlife - Carefree
 - Low
 - Medium
 - High
- Mature
 - Low
 - Medium
 - High

Polaris Plus Profile by Catchment

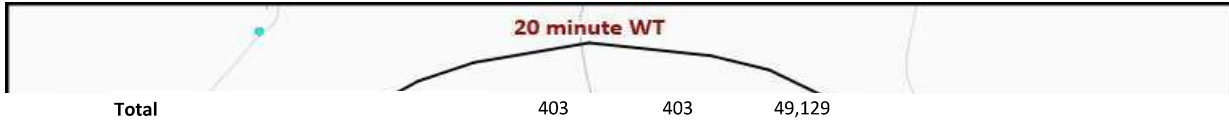
*WT= Walktime, **DT= Drivetime

Polaris Plus Segment	Population Count			Index vs GB average		
	10 min WT*	20 min WT*	20 min DT**	10 min WT*	20 min WT*	20 min DT**
Young Adult - Showing I Care						
Low	0	0	5	0	0	0
Medium	0	0	0	0	0	0
High	0	0	0	0	0	0
Young Adult - Showing I'm Cool						
Low	0	0	0	0	0	0
Medium	0	0	75	0	0	4
High	0	0	218	0	0	10
Midlife - Young Kids						
Low	0	0	614	0	0	11
Medium	38	38	4,715	63	63	64
High	0	0	1,413	0	0	53
Midlife - Carefree						
Low	0	0	2,007	0	0	120
Medium	0	0	2,196	0	0	67
High	161	161	9,099	366	366	170
Mature						
Low	0	0	2,062	0	0	71
Medium	56	56	19,506	110	110	314
High	148	148	6,791	391	391	147
Not Private Households	0	0	428	0	0	61

Polaris Summary - Manor House Wortham




© 2023 CACI Limited and all other applicable third party notices (Acorn) can be found at www.caci.co.uk/copyrightnotices.pdf
Data Source © 2020 TomTom



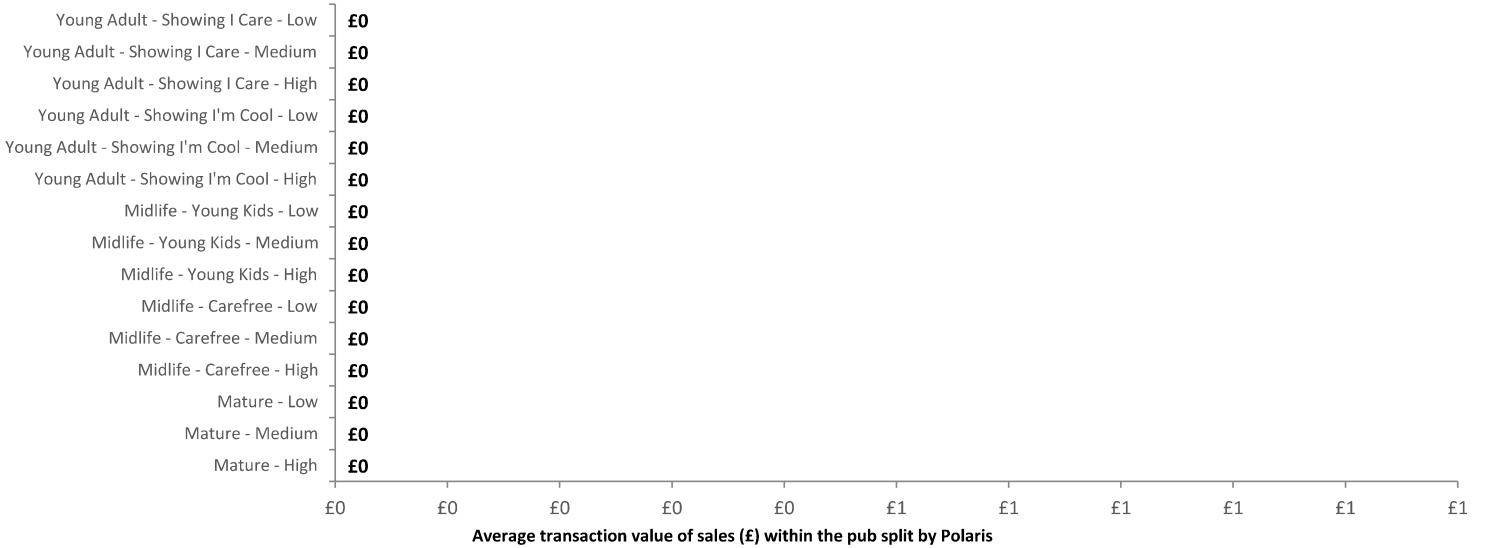
★ Pub Sites

Spend by Polaris

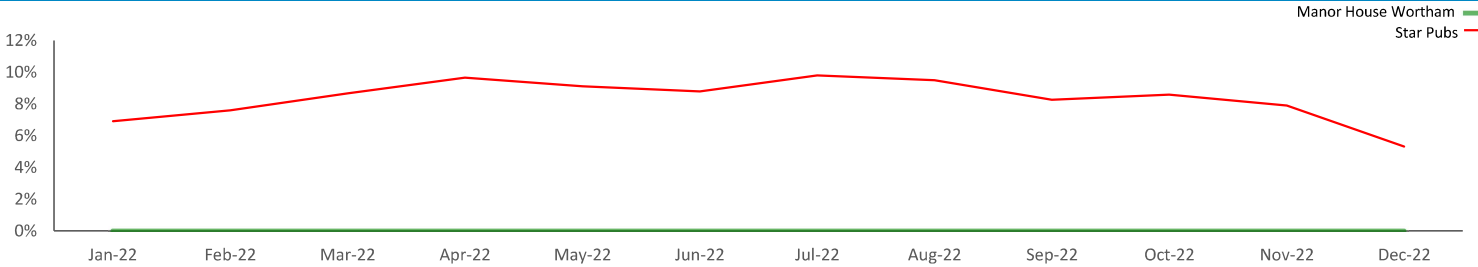
GB %



Average Transaction Values (£) by Polaris



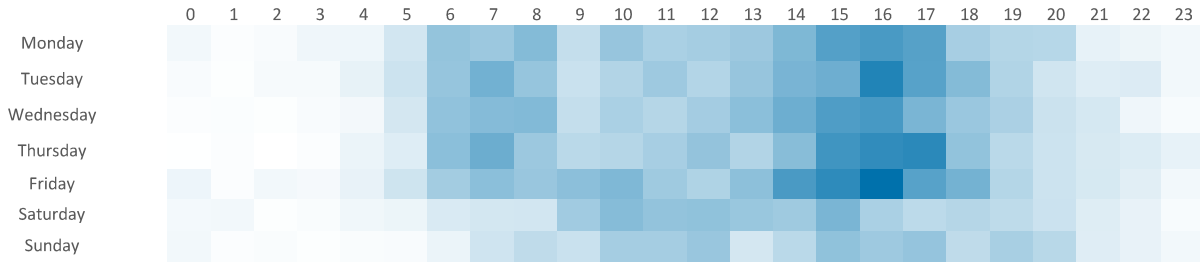
Spend by Month



Mobile Data Summary - Manor House Wortham

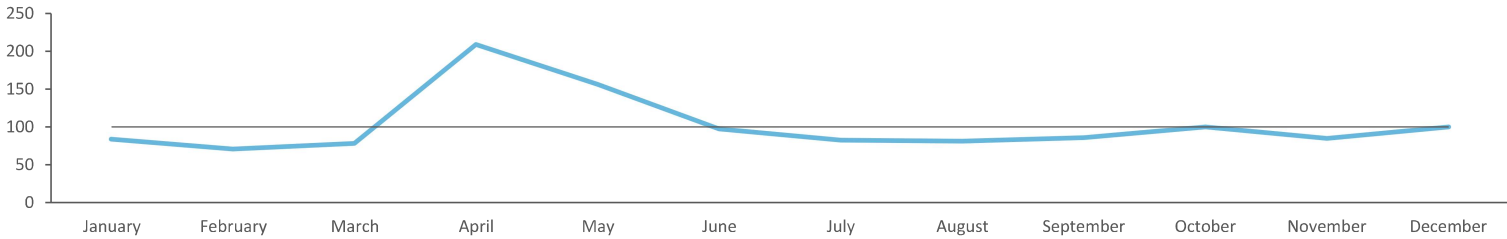
© 2023 CACI Limited and all other applicable third party notices (©2022, Digital Envoy. All Rights Reserved) can be found at www.caci.co.uk/copyrightnotices.pdf

Time of Day/Day of Week



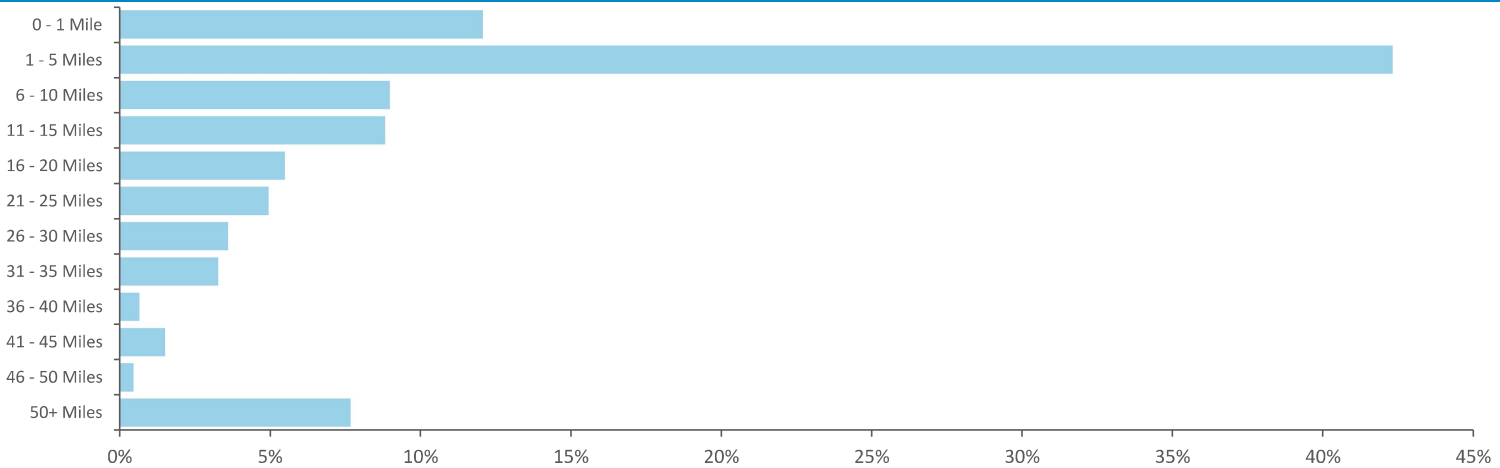
Time of day and day of week busyness from within a 60m radius of the pub calculated using GPS data

Index by Month




Seasonality of footfall from within 60m of the pub. Over 100 index indicates it is busier than average

Distance from Home



Illustrates how far those seen within 60m of the pub have travelled from their home location to get there

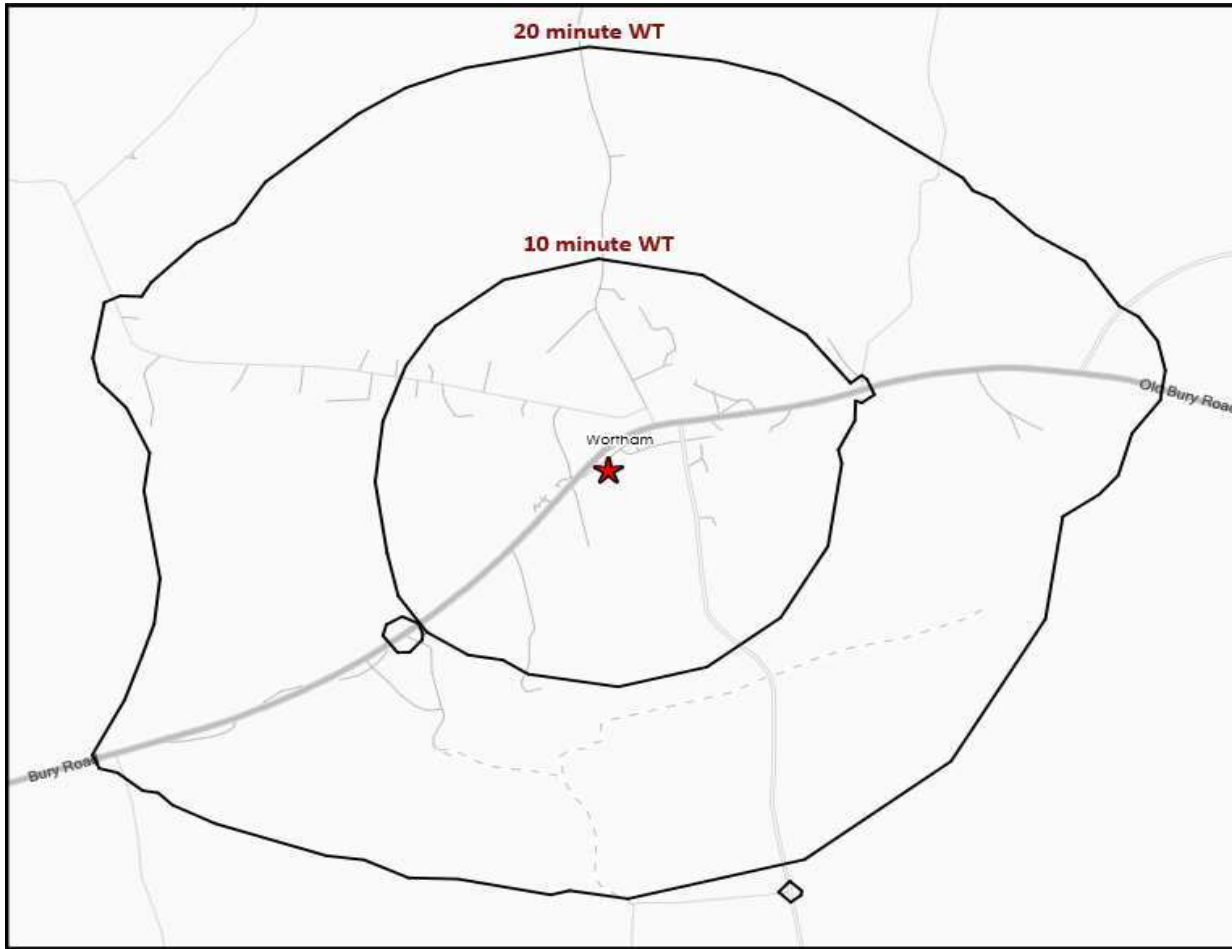
Polaris Plus Profile



Time of Day/Day of Week



Polaris profile of people passing within 60m of the pub, these represent the potential customers walking past the door



- Pub Sites
- Catchment
- CGA Licensed Premises**
- ABOS
- Casual Dining
- Circuit Bar
- Clubland
- Community Pub
- Craft Led
- Family Pub Dining
- GPGF
- High Street Pub
- Hotel
- Large Venue
- Night Club
- Premium Local
- Restaurants
- Sports Clubs

Nearest 20 Pubs

Ref.	Name	Postcode	Operator	Segment	Distance (miles)
------	------	----------	----------	---------	------------------